HSF

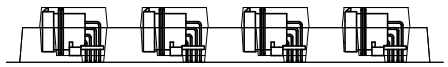

产品放置示意图



No. 1

产品装入真空盒内,24PCS/Tray
真空盒规格:SB-XXXA0(450*260*20.70mm)



No. 2

盖上盒盖并在四周粘上透明胶
真空盒规格:SB-XXXB0(450*260*32.65mm)

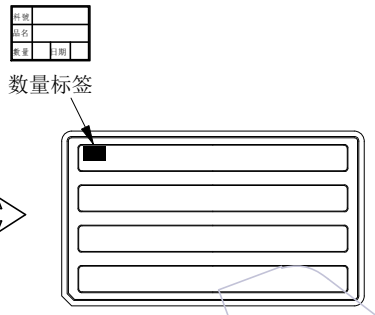

No. 3

贴标签于真空盒左上角

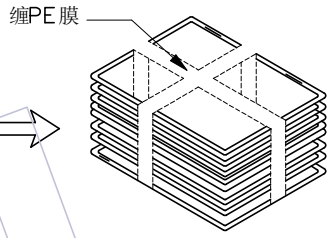

No. 4

10盒为一扎,上下各放一块纸护板
再用PE膜缠绕成十字形

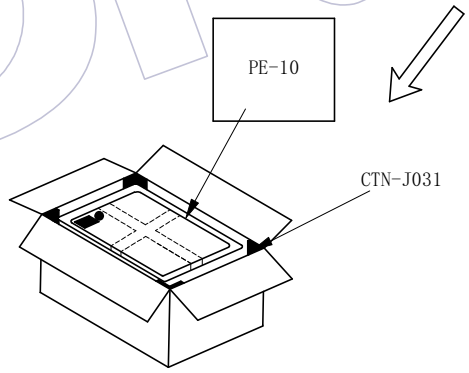

No. 5

纸箱内需套防水袋，再将真空盒装入纸箱,240PCS/箱
加一包干燥剂后密封，四周各放置一个纸护角
纸箱规格:CTN-71(47*28*37cm)

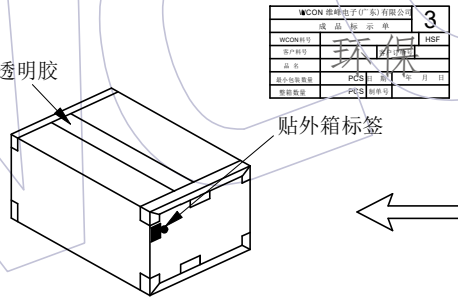

No. 6

封箱及贴标签于纸箱侧面的左上角

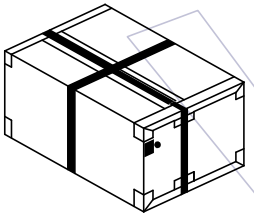

No. 7

打包装带

说明：

1. 产品如图所示型态放入真空盒
2. 注意各标签样式.位置及方向的一致性;
3. 打外箱包装带时需注意，打为十字型.

变更记事					
A0	2022/02/22	NEW	———	———	
版次 REV	日期 DATE	变 更 说 明 MODIFICATION DESCRIPTION	变更 CHANGE	核 准 APPROVE	

零件图		颜 色 COLOR	———		SCALE	fit
X.	±0.50	材 质 MATERIAL	———		UNIT	mm
X.X	±0.20	设计 DESING	苏 珊	2022/02/22	SIZE	A4
X.XX	±0.10	审 核 CHECK			SHEET	1/1
X.XXX	±0.05	核 准 APPROVE			PROJ.	
Angle						
X.	± 2°					
DIM	TOL					

WCON

WCON ELECTRONICS (GUANGDONG) CO.,LTD

料 号 PART NO.	73040-4MRXXXCPXS4XAXW
品 名 TITLE:	3.0 Pitch, 90度 密封插座 包装规范